

Scaled data based on original data using
LM-79-08 Approved Method: Electrical and Photometric Measurements of Solid-
State Lighting Products

Test Report Prepared for
Cooper Lighting Solutions
(formerly Eaton)

Brand: INVUE

Report Number: P676817

Luminaire Tested: **CCW-SA-1A-727-U-SL2-HSS**

Issue Date: 04/25/2023



Test Information

Test Method: LM-79-08
Report Number: P676817
Test Lab: INNOVATION CENTER(G1)
Issue Date: 04/25/2023
Manufacturer: COOPER LIGHTING SOLUTIONS (FORMERLY EATON)
Product Line: INVUE
Catalog Number: CCW-SA-1A-727-U-SL2-HSS
Description: INVUE CLEAR CURVE Wall Pack MOUNT Light Square Luminaire @350mA w/
SL2 distribution lens and House Side Shield
Light Source: (16) 2700K CCT, 70 CRI LEDs
Ballast/Driver: ELECTRONIC DRIVER

Summary

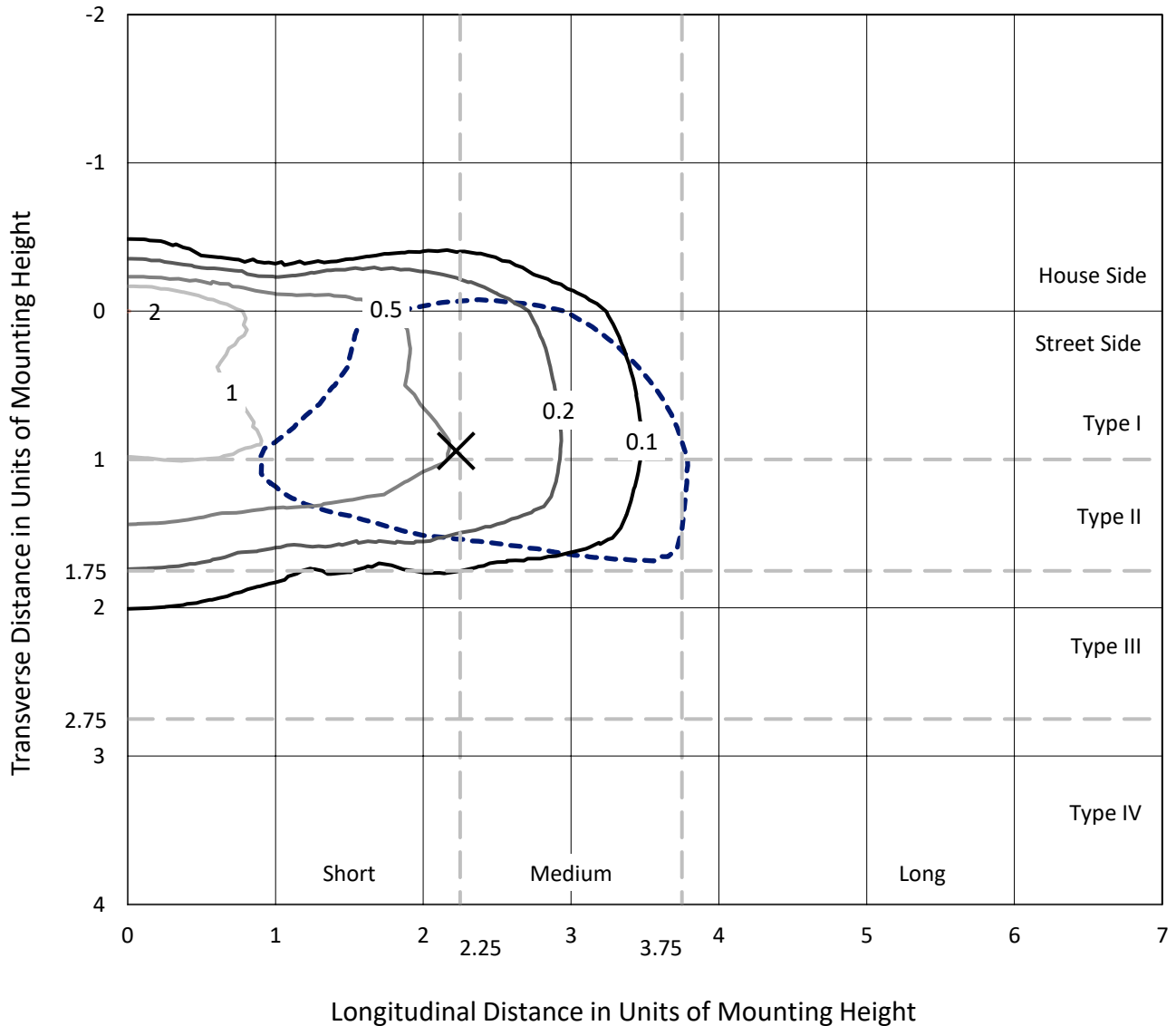
Lumens per Lamp: N/A
Luminaire Lumens: 1839.9 lumens
Efficiency: N/A
Efficacy: 102.2 lumens/watt
Luminous Opening: Rectangular (W 1' x L: 0.5' x H: 0')
IES Classification: Type II - Short
BUG Rating: B0 - U0 - G1

Input Watts (W): 18
Input Voltage (V): 120
Input Current (Ain): NR
Voltage Rise (V): NR
Power Factor: NR
Total Harmonic Distortion (THDi): NR
Frequency (hertz): 60
Stabilization Time: NR
Operation Time: NR
Ambient Temperature (°C): NR
Test Distance: 25 FT

REPORT NUMBER: P676817
 CATALOG NUMBER: CCW-SA-1A-727-U-SL2-HSS

Iso-Footcandle Lines of Horizontal Illumination

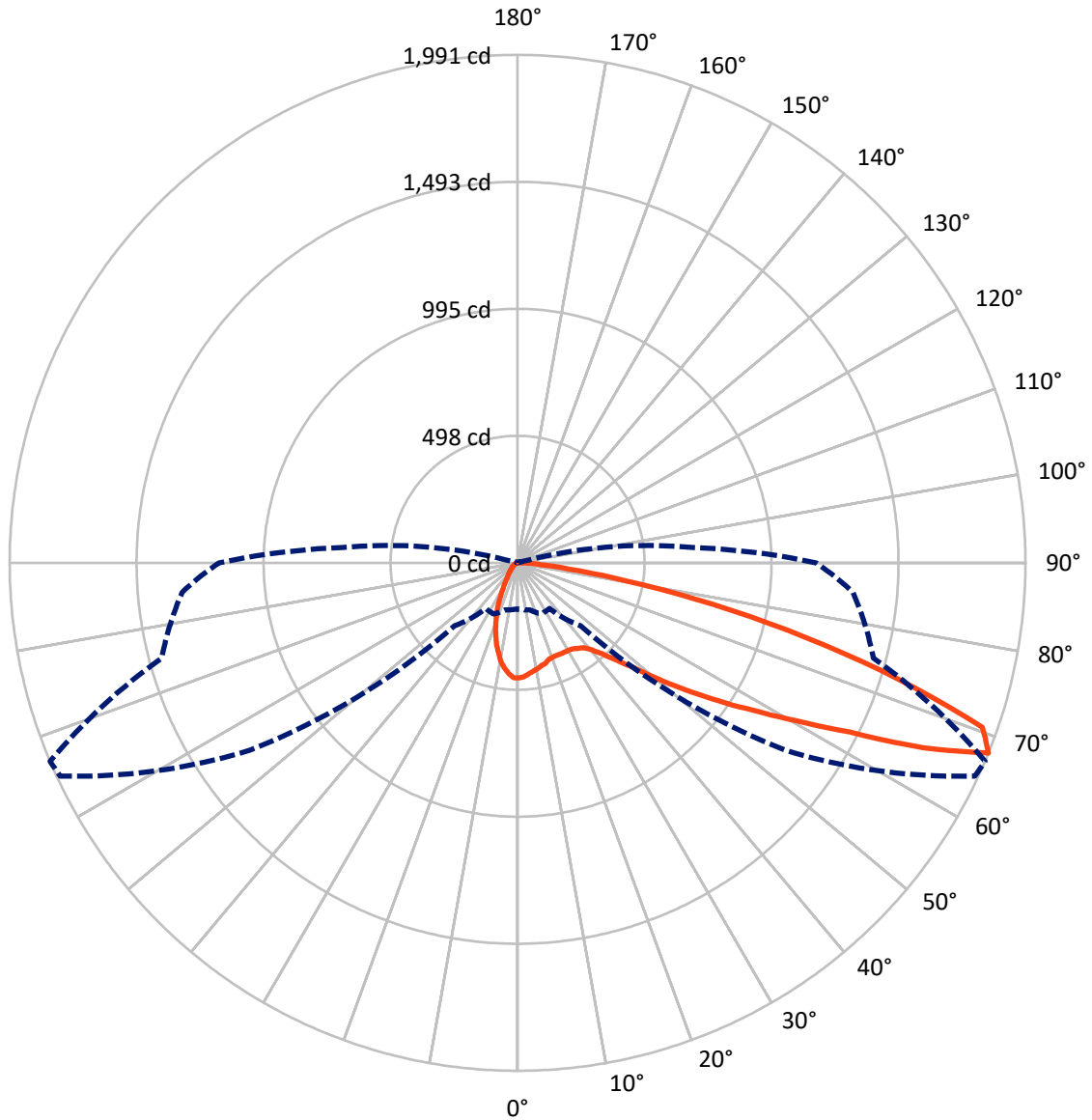
× Max cd
 - - - 1/2 Max cd



Based on 15 foot mounting height. Maximum calculated value = 2 fc
 Type II - Short - N/A

REPORT NUMBER: P676817
CATALOG NUMBER: CCW-SA-1A-727-U-SL2-HSS

Luminous Intensity Polar Plot



— Vertical Plane Through 67-Deg Lateral - - - Horizontal Cone Through 67.5-Deg Vertical

REPORT NUMBER: P676817
 CATALOG NUMBER: CCW-SA-1A-727-U-SL2-HSS

FLUX DISTRIBUTION:

		Downward	Upward	Total
House Side	Lumens	231.5	0.0	231.5
	% Fixture	12.6	0.0	12.6
Street Side	Lumens	1608.3	0.0	1608.3
	% Fixture	87.4	0.0	87.4
Total	Lumens	1839.9	0.0	1839.9
	% Fixture	100.0	0.0	100.0

Coefficient of Utilization

ZONAL LUMENS:

Zone	Lumens	% Fixture
0°-10°	38.0	2.1
10°-20°	84.5	4.6
20°-30°	120.1	6.5
30°-40°	174.9	9.5
40°-50°	270.7	14.7
50°-60°	415.4	22.6
60°-70°	450.3	24.5
70°-80°	254.0	13.8
80°-90°	31.9	1.7
90°-100°	0.0	0.0
100°-110°	0.0	0.0
110°-120°	0.0	0.0
120°-130°	0.0	0.0
130°-140°	0.0	0.0
140°-150°	0.0	0.0
150°-160°	0.0	0.0
160°-170°	0.0	0.0
170°-180°	0.0	0.0
0°-90°	1839.9	100.0
0°-180°	1839.9	100.0

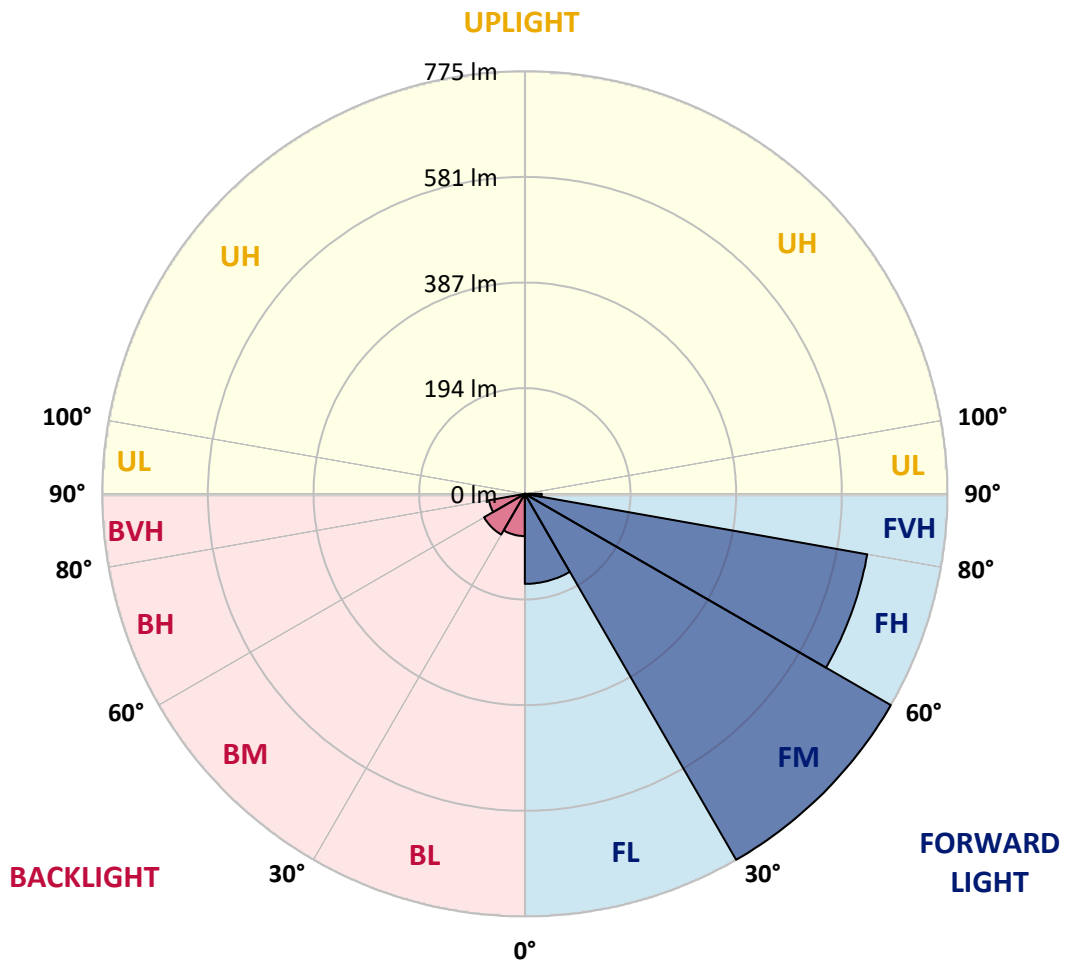


REPORT NUMBER: P676817
 CATALOG NUMBER: CCW-SA-1A-727-U-SL2-HSS

LUMINAIRE CLASSIFICATION SYSTEM LUMEN TABLE AND BUG RATING:

Zone	Lumens	% Fixture	Zone Rating/Lumen Limit		
			B	U	G
FL (0°-30°)	165.1	9.0			
FM (30°-60°)	774.7	42.1			
FH (60°-80°)	637.5	34.6			G0/660
FVH (80°-90°)	31.0	1.7			G1/100
BL (0°-30°)	77.5	4.2	B0/110		
BM (30°-60°)	86.2	4.7	B0/220		
BH (60°-80°)	66.9	3.6	B0/110		G0/110
BVH (80°-90°)	0.9	0.0			G0/10
UL (90°-100°)	0.0	0.0		U0/0	
UH (100°-180°)	0.0	0.0		U0/0	

BUG Rating: B0-U0-G1
 Type II Short





REPORT NUMBER: P676817

CATALOG NUMBER: CCW-SA-1A-727-U-SL2-HSS

CANDELA DISTRIBUTION (FULL):

	0°	5°	15°	25°	35°	45°	55°	65°	67°	75°	85°
0°	451.3	451.3	451.3	451.3	451.3	451.3	451.3	451.3	451.3	451.3	451.3
2.5°	431.8	434.0	437.1	441.5	444.6	442.9	444.2	451.7	447.7	451.3	449.5
5°	407.8	410.1	414.5	414.1	417.6	424.2	433.1	442.9	438.4	449.1	453.1
7.5°	383.0	382.1	382.1	391.4	399.0	408.3	413.2	429.1	429.6	438.9	448.6
10°	360.4	363.1	367.5	371.0	378.1	391.4	405.6	418.0	422.9	441.5	444.2
12.5°	346.7	348.0	353.3	356.4	365.7	378.6	393.7	409.6	413.6	432.7	445.5
15°	340.9	344.0	345.8	351.5	356.4	368.4	379.5	397.6	409.2	424.2	440.2
17.5°	345.3	344.0	344.9	346.7	352.4	363.1	375.0	393.2	397.2	422.5	446.4
20°	351.1	351.5	348.9	348.0	346.7	356.9	366.6	390.1	394.5	422.5	450.4
22.5°	366.6	361.7	366.6	359.5	352.4	356.9	366.2	390.6	393.7	422.0	454.4
25°	385.7	386.6	387.9	372.8	362.6	359.5	369.3	391.9	394.5	425.6	456.2
27.5°	412.7	416.7	410.1	402.5	382.1	366.6	368.8	391.0	395.9	423.8	460.6
30°	449.1	446.0	446.9	429.6	409.6	385.2	379.0	393.2	396.8	426.0	469.0
32.5°	480.5	477.0	483.2	477.0	445.5	411.8	391.0	397.6	401.6	431.3	476.1
35°	500.1	504.5	514.2	520.9	494.3	446.4	410.9	409.6	411.4	434.0	481.4
37.5°	530.2	538.2	546.2	563.0	540.0	489.0	442.4	425.1	422.0	446.9	484.1
40°	563.0	560.8	584.3	604.2	603.3	548.8	486.3	452.6	448.2	467.2	501.8
42.5°	590.5	588.3	614.4	647.2	650.8	606.4	536.4	491.6	487.6	498.7	523.5
45°	626.4	628.2	659.2	698.2	711.1	682.7	604.2	547.5	545.3	541.7	564.8
47.5°	658.3	668.1	694.7	740.8	787.3	761.6	684.0	629.1	613.5	605.6	628.6
50°	680.5	689.3	721.7	770.9	856.0	872.4	773.6	715.9	716.4	696.9	709.3
52.5°	680.5	680.0	706.2	770.9	903.9	988.1	893.3	825.4	829.0	808.6	809.5
55°	614.9	613.5	645.5	714.2	898.6	1099.4	1074.6	964.2	955.3	915.9	919.9
57.5°	495.2	498.3	522.7	605.1	829.4	1151.3	1290.5	1120.2	1090.1	1008.5	1008.5
60°	361.3	358.6	376.8	434.4	664.5	1131.8	1467.8	1304.2	1256.8	1085.2	1073.7
62.5°	274.9	274.4	279.3	298.8	421.6	986.8	1544.0	1538.3	1461.1	1160.6	1144.2
65°	222.1	223.0	229.6	243.4	257.6	672.9	1503.7	1817.6	1747.1	1272.7	1219.1
67.5°	181.3	183.5	191.5	221.2	218.1	348.4	1280.7	1977.6	1990.9	1443.9	1319.7
70°	139.6	143.2	152.5	194.6	210.1	231.9	887.9	1897.8	1933.3	1550.3	1259.0
72.5°	94.9	94.4	114.4	157.8	212.3	212.3	494.3	1528.5	1562.2	1429.2	1093.6
75°	51.4	54.5	75.8	119.3	194.6	205.3	281.5	1118.5	1165.9	1111.4	845.8
77.5°	27.9	28.4	42.1	78.0	161.8	195.9	188.0	760.7	779.3	670.3	463.3
80°	14.6	15.1	22.2	51.0	111.7	181.8	156.5	453.5	435.8	257.1	152.9
82.5°	6.6	7.1	11.1	31.9	71.4	143.2	135.2	219.0	202.1	71.8	46.5
85°	2.7	2.7	4.9	19.1	41.7	70.5	115.7	109.9	91.8	21.7	23.1
87.5°	0.9	0.9	1.3	7.5	16.8	42.1	61.6	58.1	39.9	8.0	12.4
90°	0.0	0.0	0.0	0.0	0.0	0.0	0.0	0.0	0.0	0.0	0.0



REPORT NUMBER: P676817

CATALOG NUMBER: CCW-SA-1A-727-U-SL2-HSS

CANDELA DISTRIBUTION (continued):

	90°	95°	105°	115°	125°	135°	145°	155°	165°	175°	180°
0°	451.3	451.3	451.3	451.3	451.3	451.3	451.3	451.3	451.3	451.3	451.3
2.5°	447.7	452.6	451.3	450.4	442.0	441.1	440.2	432.2	434.9	428.2	432.7
5°	450.4	453.1	446.0	432.7	420.7	407.4	397.2	390.1	377.3	372.4	371.5
7.5°	447.7	447.7	433.1	411.8	388.3	366.6	339.1	319.6	305.0	293.9	297.9
10°	444.2	438.9	423.8	386.1	343.6	310.8	271.3	242.5	220.8	213.7	209.2
12.5°	444.2	434.9	401.2	349.8	294.8	245.1	198.2	160.5	139.6	127.2	125.5
15°	440.2	426.5	384.8	315.6	247.4	180.0	126.3	94.0	76.2	71.4	69.6
17.5°	441.1	424.7	360.4	275.3	192.0	119.7	77.1	59.4	55.0	52.8	53.2
20°	442.9	424.7	338.7	235.8	138.3	74.5	53.2	50.1	47.9	47.0	47.4
22.5°	448.6	416.3	316.5	195.5	93.5	53.6	47.0	43.9	42.1	40.8	40.3
25°	449.5	414.9	295.2	155.6	64.3	45.2	41.2	37.7	35.5	33.7	33.2
27.5°	448.2	409.2	265.5	115.7	48.3	40.3	35.0	31.5	28.4	27.0	26.6
30°	453.1	398.5	240.3	83.3	40.8	35.0	29.7	25.7	23.1	21.3	21.3
32.5°	453.5	389.2	212.3	59.4	37.2	31.0	25.3	20.8	18.2	17.3	17.3
35°	453.9	380.8	181.3	45.2	33.2	26.6	20.8	17.3	15.5	14.2	14.2
37.5°	455.3	374.6	152.9	38.1	29.7	22.6	17.3	14.2	12.4	12.0	12.0
40°	457.9	366.2	123.2	33.7	25.7	19.1	14.6	12.0	10.2	9.8	9.3
42.5°	465.0	364.0	98.4	30.1	23.1	16.0	12.0	9.8	8.4	7.5	7.1
45°	494.3	369.7	76.2	27.9	19.5	13.3	10.2	8.0	6.2	5.8	5.3
47.5°	542.2	388.8	60.3	24.8	16.4	11.1	8.4	6.2	4.9	4.4	4.0
50°	614.9	432.2	49.2	22.2	13.7	9.3	6.6	4.9	3.5	3.1	3.1
52.5°	710.2	490.7	42.6	19.5	11.1	8.0	5.3	3.5	2.7	2.2	2.2
55°	807.7	559.9	39.9	16.8	9.3	6.6	4.0	2.7	1.8	1.3	1.3
57.5°	897.3	604.7	38.6	13.7	8.0	4.9	3.1	1.8	0.9	0.4	0.4
60°	953.1	637.5	34.6	11.1	6.2	4.0	2.2	0.9	0.4	0.0	0.0
62.5°	1026.7	670.7	28.4	8.4	4.4	2.7	1.3	0.4	0.0	0.0	0.0
65°	1123.8	708.0	22.2	6.6	3.5	1.8	0.9	0.4	0.0	0.0	0.0
67.5°	1170.3	688.5	15.1	4.9	2.2	0.9	0.4	0.0	0.0	0.0	0.0
70°	1077.2	579.8	10.6	3.5	1.3	0.4	0.4	0.0	0.0	0.0	0.0
72.5°	905.7	454.4	8.0	2.2	0.9	0.4	0.0	0.0	0.0	0.0	0.0
75°	667.6	284.2	6.2	1.8	0.9	0.0	0.0	0.0	0.0	0.0	0.0
77.5°	354.2	106.0	4.4	1.3	0.4	0.0	0.0	0.0	0.0	0.0	0.0
80°	104.6	31.0	3.1	0.9	0.4	0.0	0.0	0.0	0.0	0.0	0.0
82.5°	34.6	9.3	1.8	0.9	0.4	0.0	0.0	0.0	0.0	0.0	0.0
85°	17.7	3.5	0.9	0.9	0.4	0.0	0.0	0.0	0.0	0.0	0.0
87.5°	10.2	1.3	0.9	0.9	0.4	0.0	0.0	0.0	0.0	0.0	0.0
90°	0.0	0.0	0.0	0.0	0.0	0.0	0.0	0.0	0.0	0.0	0.0

(END OF REPORT)